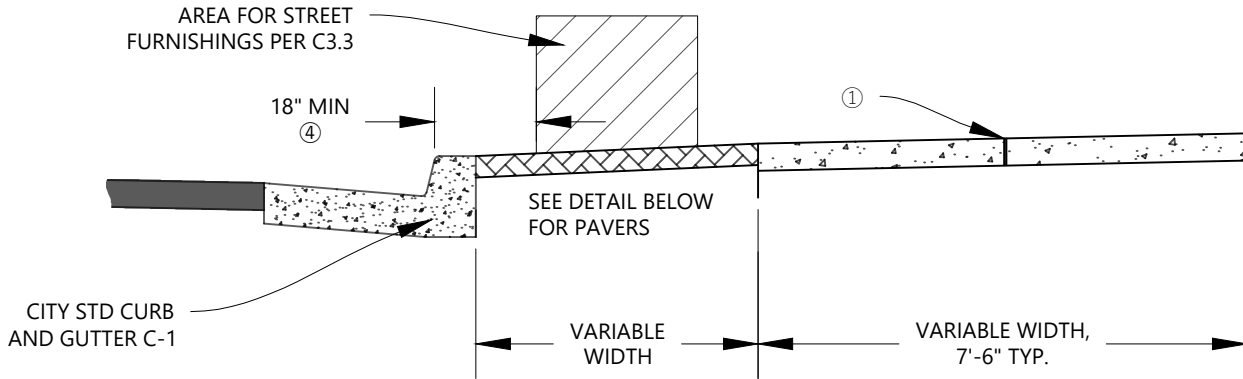
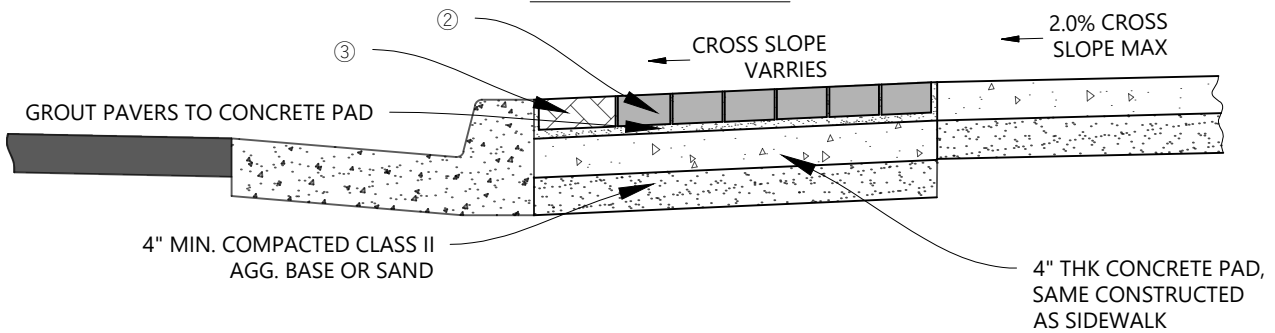


Exhibit A

CROSS-SECTIONAL VIEW



PAVER DETAIL



GENERAL NOTES:

1. SIDEWALK SHALL BE TO CITY STD C-3. CONTROL JOINTS SHALL BE EVENLY SPACED (APPROX 30" BOTH DIRECTIONS)
2. PAVERS SHALL BE AIR VOL HOLLAND PAVERS, RED CHARCOAL BLEND, SMOOTH PAVER TEXTURE, RUNNING BOND PATTERN (OR APPROVED EQUAL).
3. BORDER PAVERS SHALL BE AIR VOL HOLLAND PAVERS, RED CHARCOAL BLEND, SMOOTH PAVER TEXTURE, SOLDIER COURSE PATTERN BEHIND CURB (OR APPROVED EQUAL).
4. STREET FURNISHINGS PER C3.3 ARE TO BE INSTALLED ON PAVERS AND SHALL MAINTAIN 18" MINIMUM CLEARANCE FROM CURB, 18" FROM UTILITY BOXES AND TREE WELLS, AND 36" FROM UTILITY POLES AND STREET LIGHTS. LOCATION TO BE APPROVED BY CITY ENGINEER.
5. TREE WELLS SHALL BE CITY STD C-4, WHERE REQUIRED.
6. COMMEMORATIVE BRICK DIAMONDS FOR DOWNTOWN STREETSCAPE PLAN.



CITY OF PASO ROBLES

ENGINEERING DIVISION

DRAWN BY: JC DESIGNED BY: LF

DOWNTOWN DISTRICT
SIDEWALK SECTION

REVISIONS

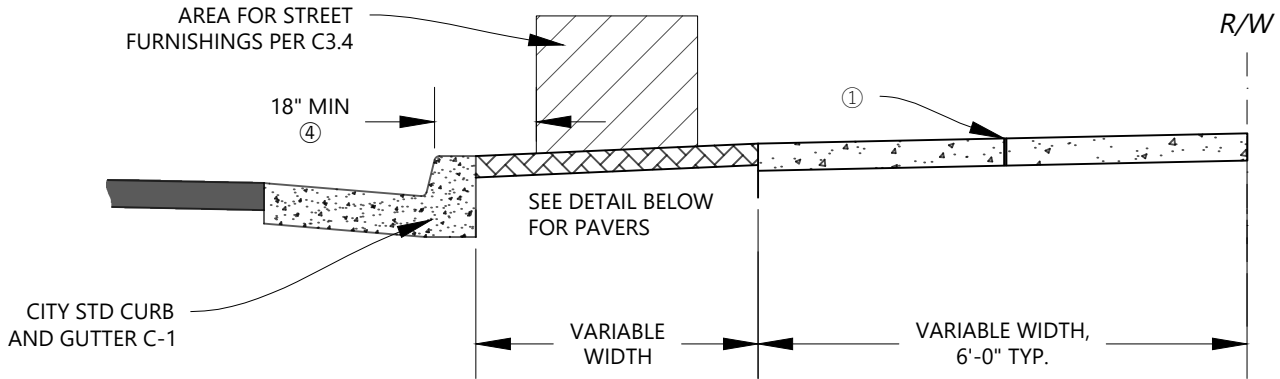
DATE	BY
2/5/2025	

DWG-NO.

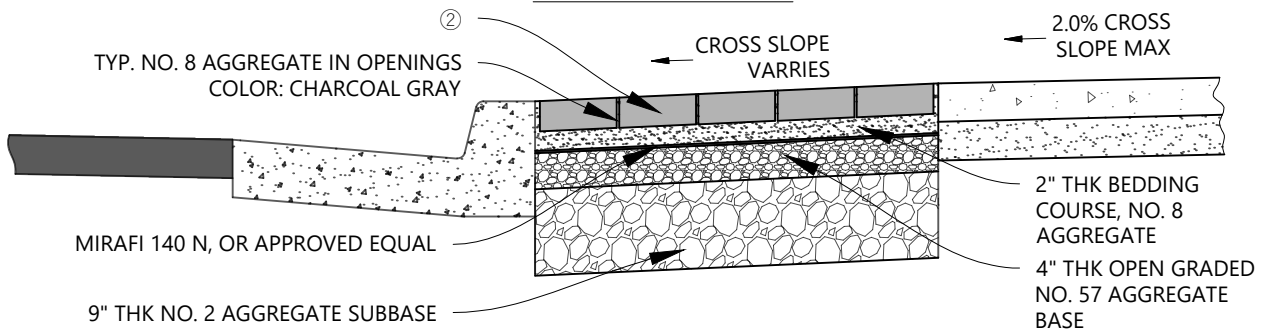
C-3.1

Exhibit A

CROSS-SECTIONAL VIEW



PAVER DETAIL



GENERAL NOTES:

1. SIDEWALK SHALL BE TO CITY STD C-3. CONTROL JOINTS SHALL BE EVENLY SPACED (APPROX 36" BOTH DIRECTIONS, UP TO 60" IN BOTH DIRECTION)
2. PAVERS SHALL BE AIR VOL ROMAN PERMEABLE PAVERS, CHARCOAL GRAY, TUMBLED SLATE TOP TEXTURE, RUNNING BOND PATTERN (OR APPROVED EQUAL).
3. STREET FURNISHINGS PER C3.4 SHALL MAINTAIN 18" MINIMUM CLEARANCE FROM CURB FACE, 18" FROM UTILITY BOXES AND TREE WELLS, AND 36" FROM UTILITY POLES AND STREET LIGHTS. LOCATION TO BE APPROVED BY CITY ENGINEER.
4. TREE WELLS SHALL BE CITY STD C-4, WHERE REQUIRED.



CITY OF PASO ROBLES

ENGINEERING DIVISION

DRAWN BY: JC DESIGNED BY: LF

RAILROAD DISTRICT
SIDEWALK SECTION

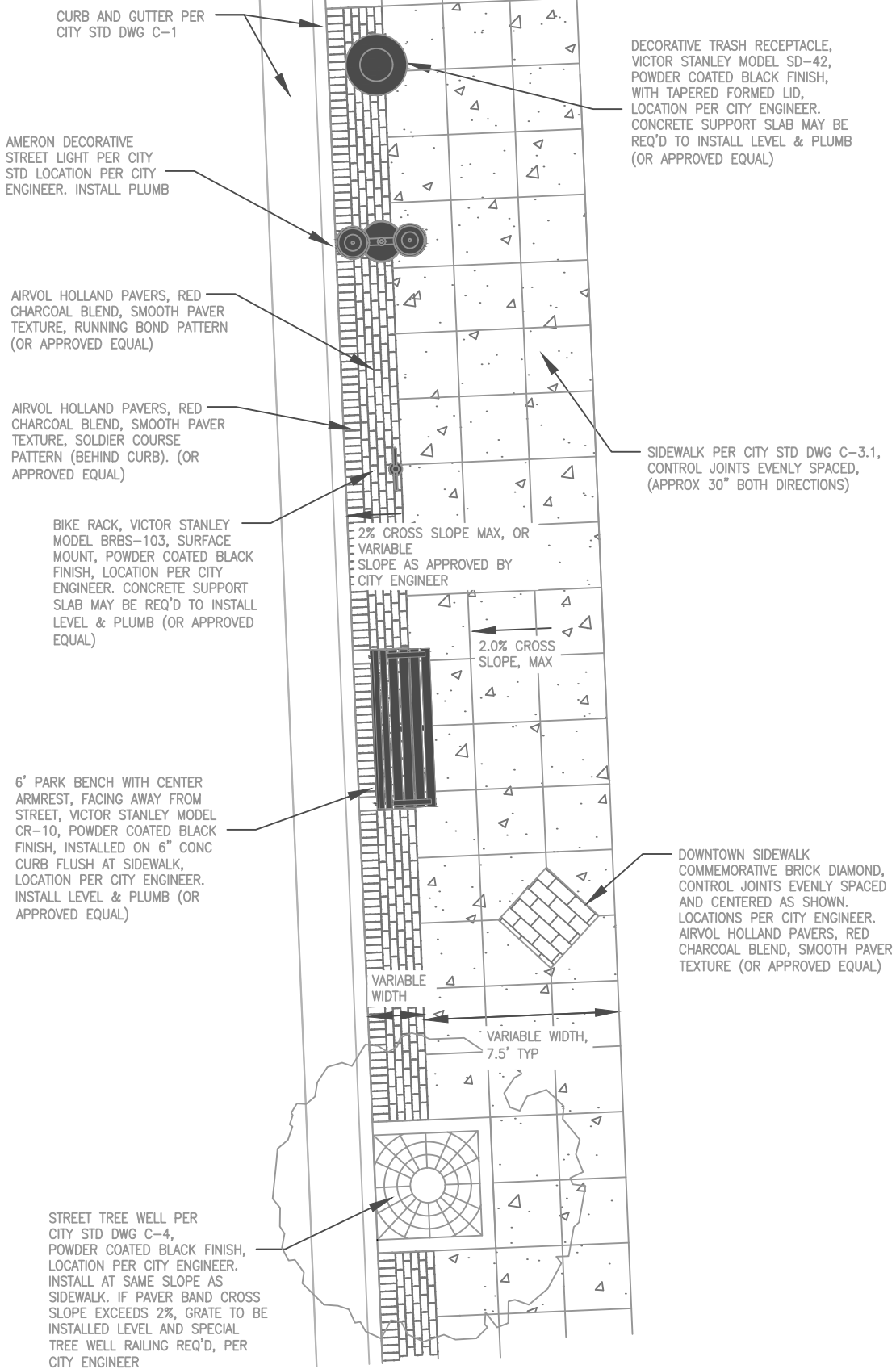
REVISIONS

DATE	BY
2/5/2025	

DWG-NO.

C-3.2

Exhibit A



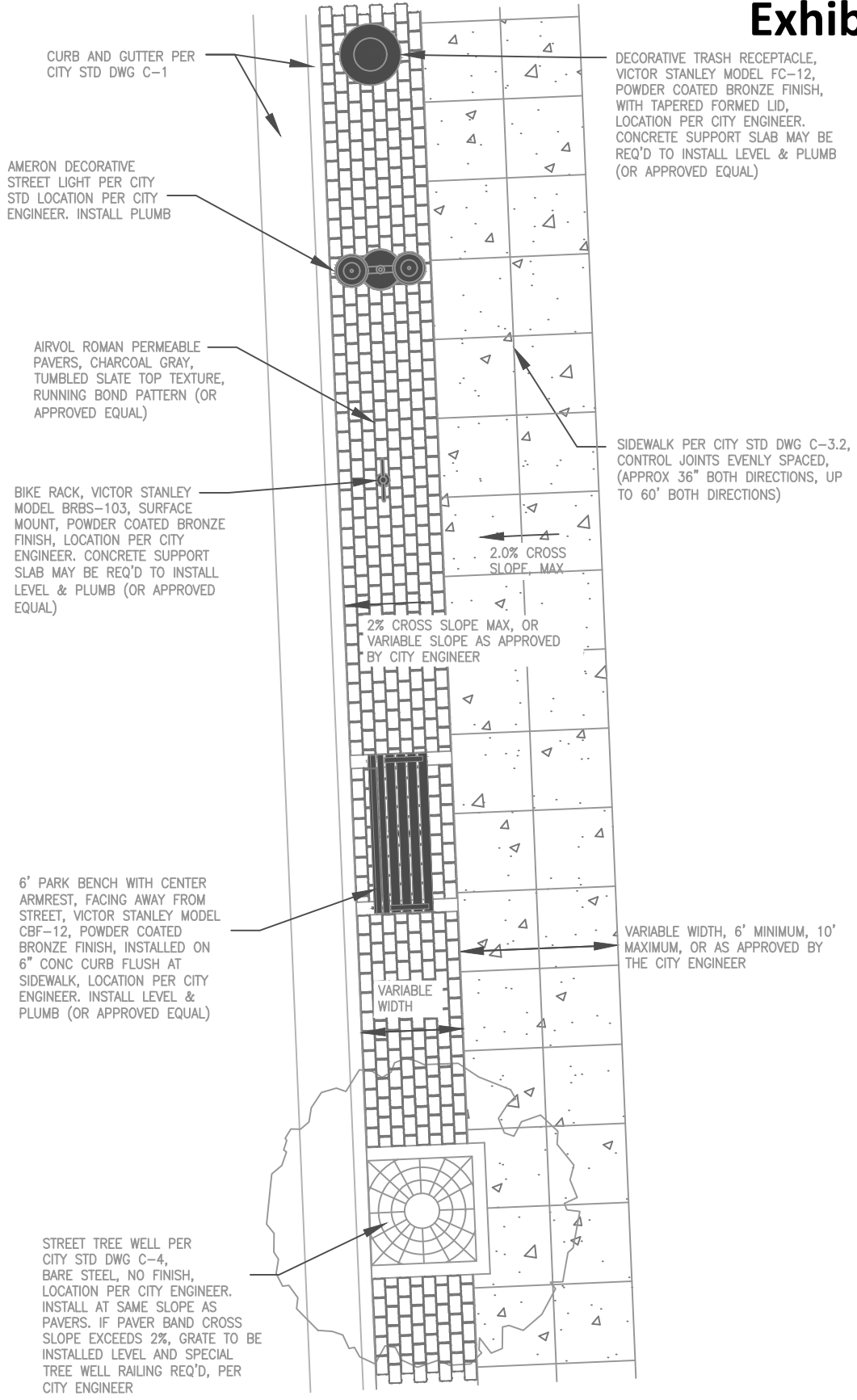
CITY OF PASO ROBLES
 ENGINEERING DIVISION
 DRAWN BY: JC DESIGNED BY: DP

DOWNTOWN DISTRICT STREETScape

REVISIONS	
DATE	BY
02/05/25	---

DWG-NO.
C3.3

Exhibit A



CITY OF PASO ROBLES

ENGINEERING DIVISION

DRAWN BY: JC DESIGNED BY: DP

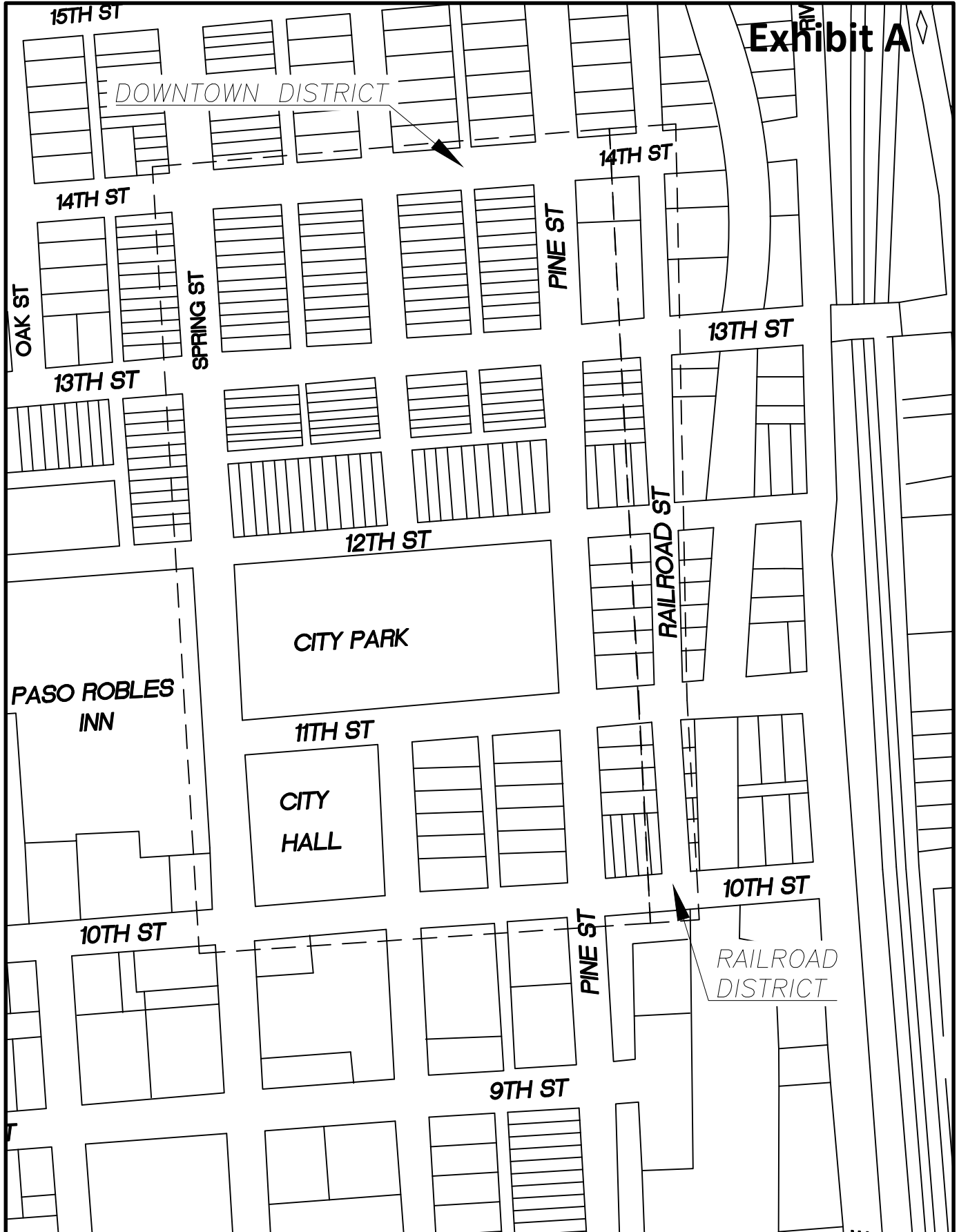
RAILROAD DISTRICT STREETSCAPE

REVISIONS

DATE	BY
02/05/25	---

DWG-NO.

C-3.4



CITY OF PASO ROBLES
 ENGINEERING DIVISION
 DRAWN BY: JC DESIGNED BY: DP

SPECIAL DISTRICT
 LOCATION MAP

REVISIONS	
DATE	BY
02/05/25	---

DWG-NO.
C-3.5