



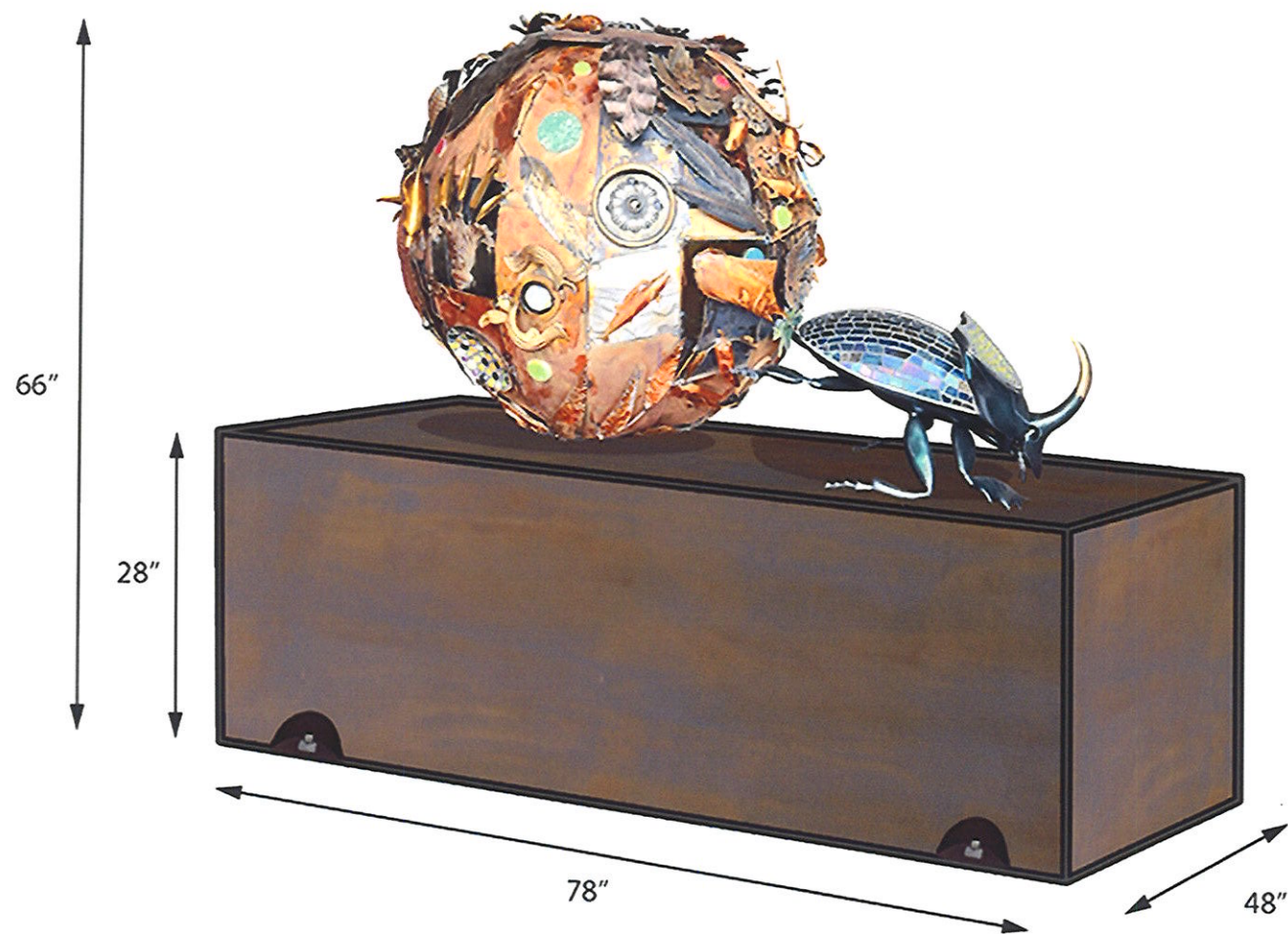
Attachment 1



Attachment 1



Attachment 1



Attachment 1

1. The locking pin/ socket for securing the sculpture to the pedestal are bolted from under the inside of the pedestal.

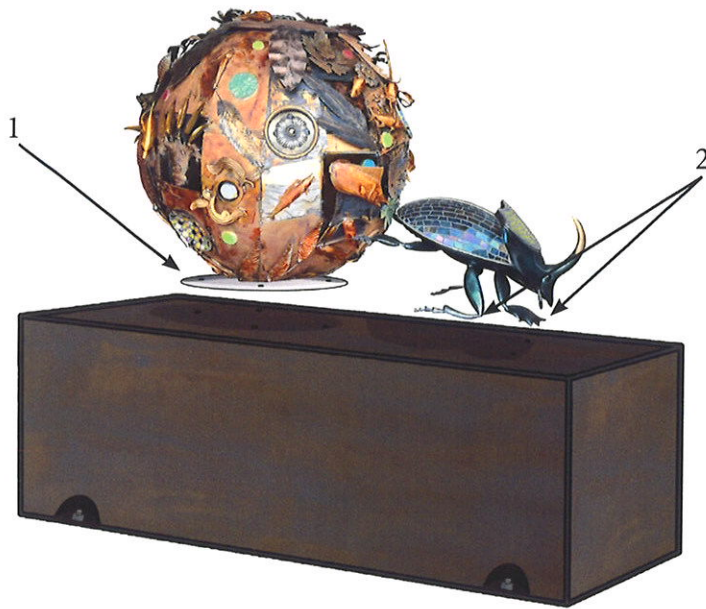
The dung beetle has 3/8" stainless nuts welded to the bottom of the feet and the ball has a 1/4" thick round plate welded to the bottom of the ball. It has four 1/2" holes so it can be bolted to the pedestal.

The Guitar has for 1/2" nuts welded to the inside bottom of the guitar base. It also will be bolted to from inside of the pedestal.

2. The thickness of the steel on the pedestals will be 10 gauge (9/64")

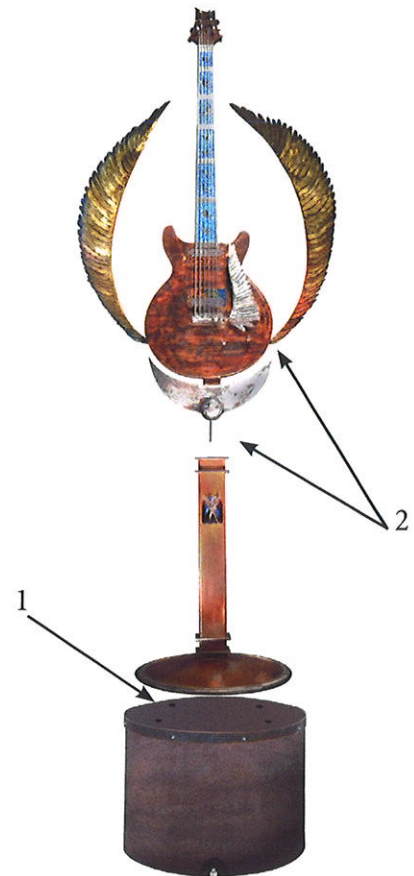
3. The color of the pedestal will be brownish honey gold color. We use a patina called Japanese Brown. It like the color on the guitar body. It will then have a clear powder coat on it.

4. Dale said we could use the pedestals as the template before we attach the sculptures to the pedestals. They aren't that heavy so we can place them where they go then scribe where the holes are to be drilled then move the pedestals to the side, drill the holes. 2.5" long 1/2" stainless steel lags shields would placed in the holes. We would then bolt the Dung beetle and ball to the pedestal and line it up with the lag hole and ratchet the lag bolt in. On the guitar piece, the guitar base detaches from the guitar so only the base would have to be attached to the pedestal and move to line up with the holes to ratchet it down to the concrete. Then we would assemble the rest of the guitar and wings after it's bolted down.



1. Gets four stainless 3/8" nuts and bolts to attach to the underside of the pedestal.

2. Dung beetle has four stainless 3/8" nuts welded to the bottom of the legs and will be bolted from the underside of the pedestal.

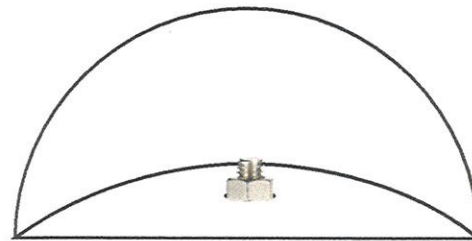
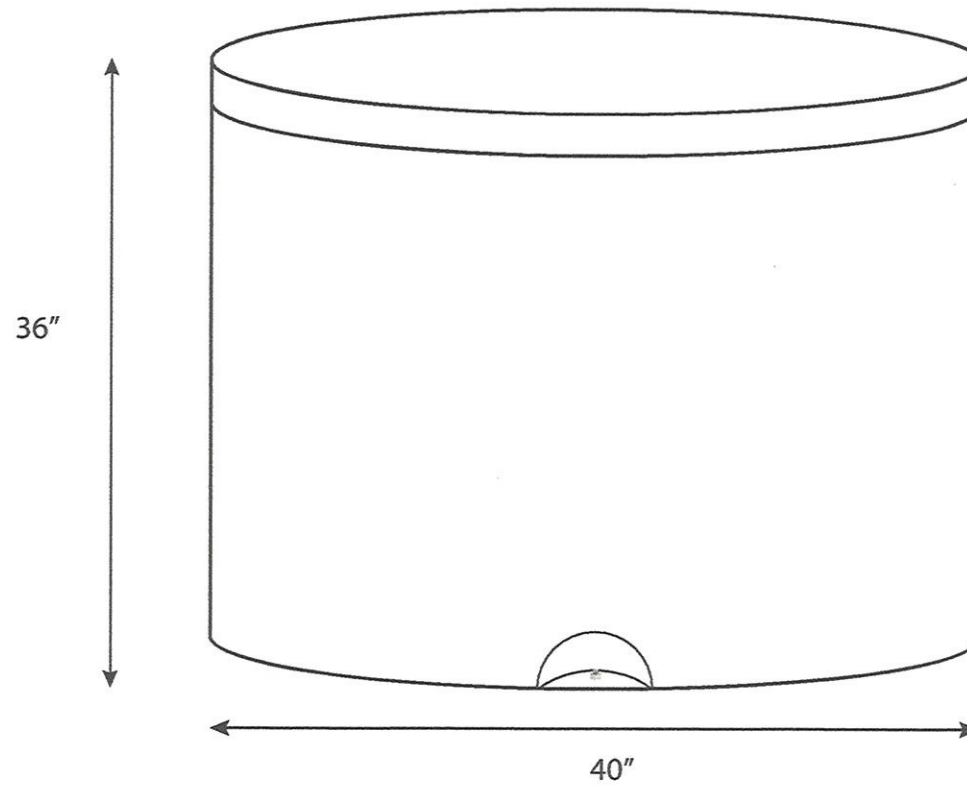


1. Gets four stainless 1/2" nuts and bolts to attach to the underside of the pedestal.

2. Once the guitar base gets bolted to the pedestal we can assemble the guitar on to the base and attach the wings to the guitar.

Attachment 1

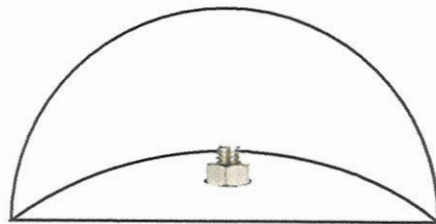
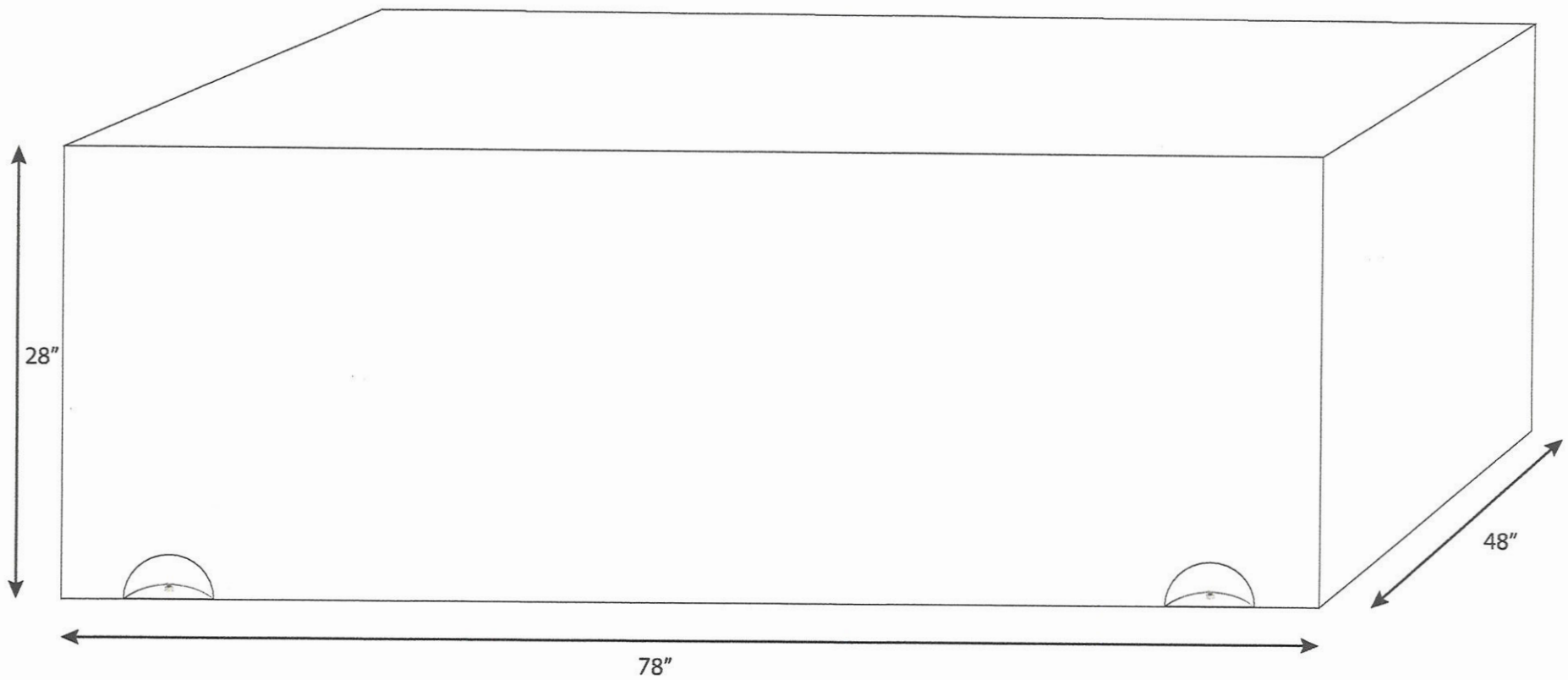
Guitar Pedestal



Coved in area to allow pedestal to be mounted to the concrete in four equal spaces around pedestal.

Attachment 1

Dung Beetle & Ball Pedestal



Coved in area to allow pedestal to be mounted to the concrete in four equal spaces around pedestal.