



CITY OF PASO ROBLES
MONTHLY TREASURERS REPORT
FEBRUARY 28, 2026



This report presents the City’s investment portfolio as of February 28, 2026. Total portfolio assets are shown in the chart below and reflects all investments under the care and control of the City. It does not include funds held by in trust on behalf of the City; i.e. bond reserve funds, deferred compensation plans, Section 115 Trust plan and other post-retirement benefit funds.

The portfolio contains three components; liquidity funds, short-term and long-term portfolios. The liquidity fund are monies that are generally available to the City with little or no notice. Liquidity funds include Local Agency Investment Fund (LAIF), money market and California Asset Management Program (CAMP). The short-term portfolio is made up of fixed income securities that mature in less than one (1) year and the long-term portfolio is made up of fixed income securities whose maturities are greater than one (1) year and less than five (5) years.

PFM Asset Management LLC (PFM) provides advisory services to the City for the short-term and long-term portfolios. All PFM trades must be approved in advance by the Treasurer. Liquidity funds are managed by the Treasurer.

The investment portfolio is in compliance with all State laws and provides sufficient liquidity to meet the City's needs over the next six months.

Total Funds on hand at February 28, 2026 included the following and are listed by type:

Fund Name	Face Amount/Shares	Market Value	Book Value	% of Portfolio	YTM @ Cost	Days To Maturity
Asset-Backed Securities 20%	588,205.64	585,452.84	584,389.45	0.34	4.31	270
CD Negotiable 30%	800,000.00	804,886.80	800,000.00	0.47	5.08	139
Corporate Notes 30%	31,569,000.00	31,759,724.14	31,011,185.90	18.28	4.45	1,070
LGIP Fixed Asset	13,448,852.60	13,448,852.60	13,448,852.60	7.93	4.27	80
LGIP LAIF	18,924,755.93	18,924,755.93	18,924,755.93	11.16	3.87	1
LGIP Liquid Asset	12,897,059.75	12,897,059.75	12,897,059.75	7.60	3.83	1
US Treasury	93,709,000.00	94,291,597.61	91,937,913.51	54.21	3.94	978
Total / Average	171,936,873.92	172,712,329.67	169,604,157.14	100.00	4.05	734



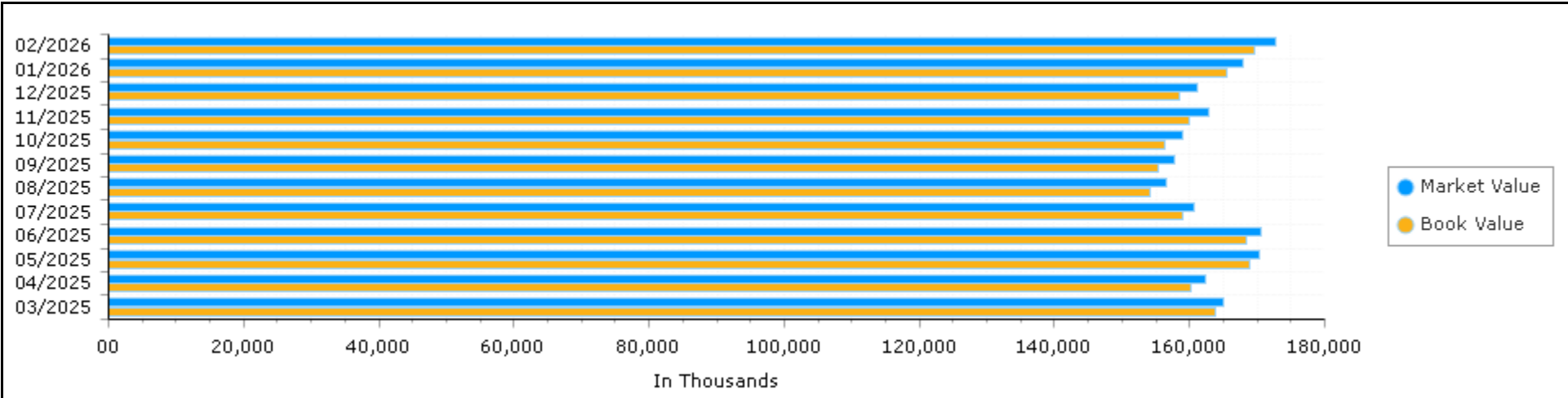


City of Paso Robles Portfolio Summary by Month Report Group | Investment Policy Compliance

Begin Date: 3/31/2025, End Date: 2/28/2026

Month	Market Value	Book Value	Unrealized Gain/Loss	YTM @ Cost	YTM @ Market	Duration	Days To Maturity
3/31/2025	165,133,465.39	163,824,221.49	1,309,243.90	3.96	4.14	1.79	703
4/30/2025	162,390,030.30	160,260,627.44	2,129,402.86	3.95	3.95	1.93	761
5/31/2025	170,244,687.73	168,770,291.11	1,474,396.62	3.95	4.13	1.79	706
6/30/2025	170,638,901.83	168,481,390.41	2,157,511.42	4.00	4.01	1.87	732
7/31/2025	160,659,212.81	158,917,218.91	1,741,993.90	4.02	4.12	1.97	773
8/31/2025	156,652,753.61	154,044,115.29	2,608,638.32	4.04	3.88	2.01	785
9/30/2025	157,762,535.97	155,259,744.11	2,502,791.86	4.02	3.84	2.07	809
10/31/2025	158,930,019.76	156,401,192.70	2,528,827.06	4.07	3.84	2.04	800
11/30/2025	162,822,271.29	159,951,252.48	2,871,018.81	4.07	3.76	1.98	776
12/31/2025	161,172,387.55	158,429,631.79	2,742,755.76	4.08	3.74	2.02	791
1/31/2026	168,005,771.51	165,455,117.24	2,550,654.27	4.07	3.78	1.91	749
2/28/2026	172,712,329.67	169,604,157.14	3,108,172.53	4.05	3.67	1.87	733
Total / Average	163,927,030.62	161,616,580.01	2,310,450.61	4.02	3.91	1.94	759

Market Value / Book Value Comparison





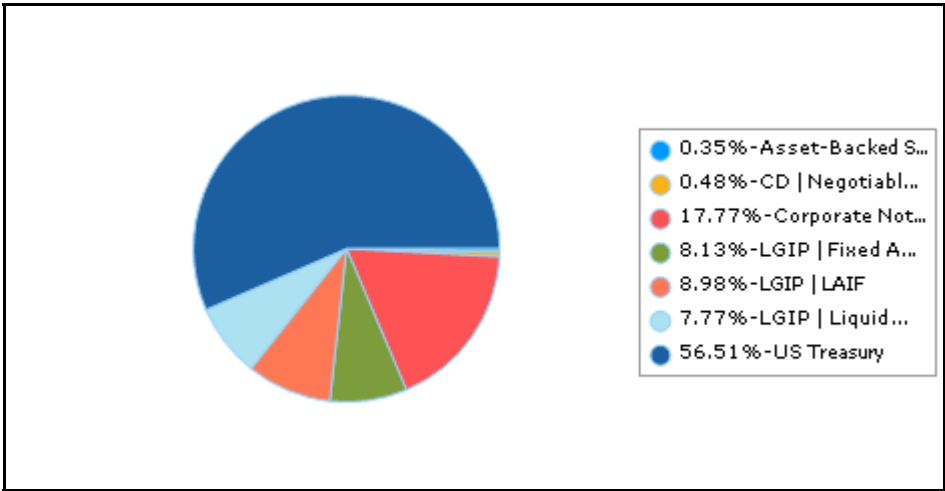
City of Paso Robles Distribution by Main Fund - Book Value Report Group | Investment Policy Compliance

Begin Date: 1/31/2026, End Date: 2/28/2026

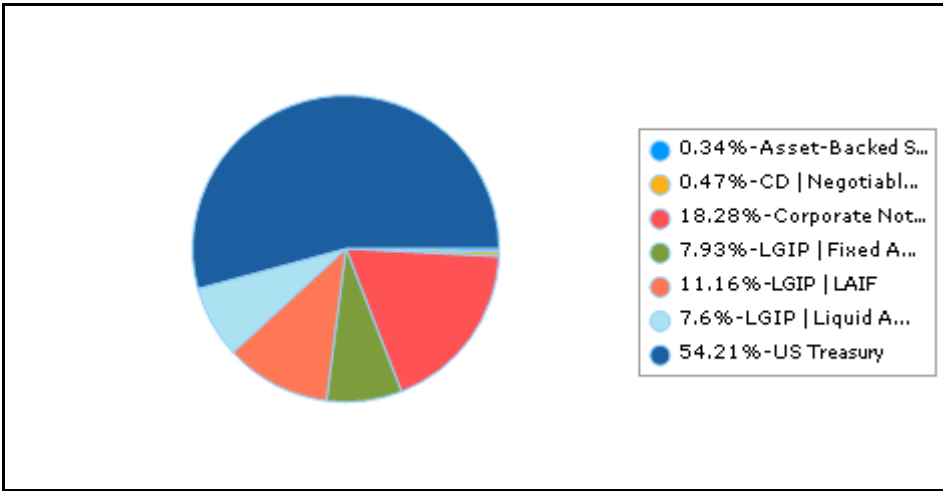
Main Fund Allocation

Main Fund	Book Value 1/31/2026	% of Portfolio 1/31/2026	Book Value 2/28/2026	% of Portfolio 2/28/2026
Asset-Backed Securities 20%	585,237.44	0.35	584,389.45	0.34
CD Negotiable 30%	800,000.00	0.48	800,000.00	0.47
Corporate Notes 30%	29,407,113.95	17.77	31,011,185.90	18.28
LGIP Fixed Asset	13,448,852.60	8.13	13,448,852.60	7.93
LGIP LAIF	14,854,755.93	8.98	18,924,755.93	11.16
LGIP Liquid Asset	12,859,299.67	7.77	12,897,059.75	7.60
US Treasury	93,499,857.65	56.51	91,937,913.51	54.21
Total / Average	165,455,117.24	100.00	169,604,157.14	100.00

Portfolio Holdings as of 1/31/2026



Portfolio Holdings as of 2/28/2026





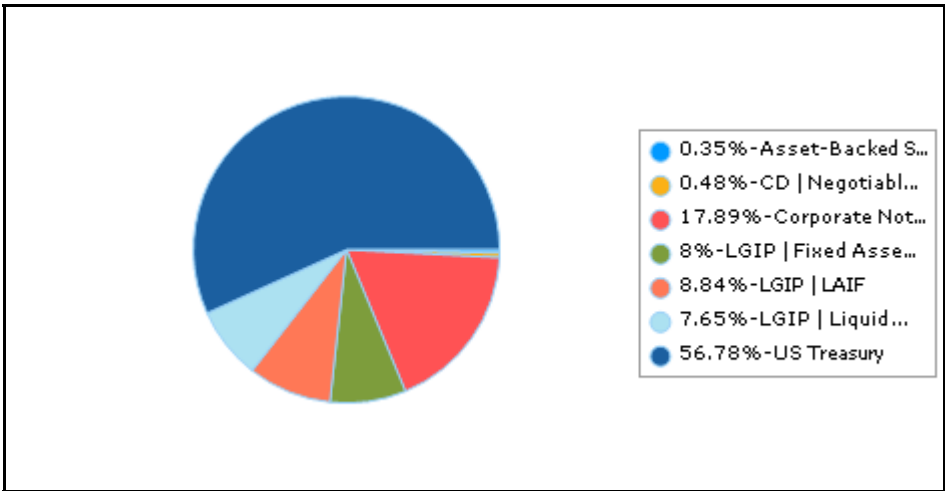
City of Paso Robles Distribution by Main Fund - Market Value Report Group | Investment Policy Compliance

Begin Date: 1/31/2026, End Date: 2/28/2026

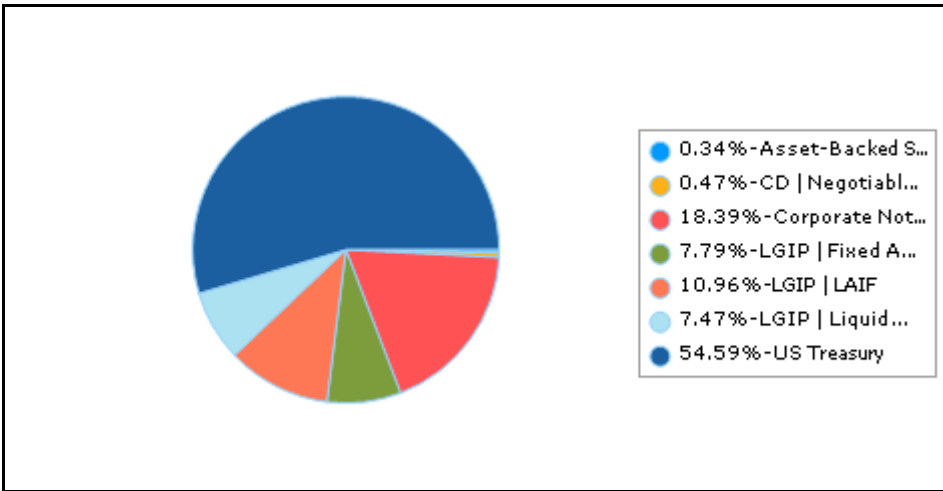
Main Fund Allocation

Main Fund	Market Value 1/31/2026	% of Portfolio 1/31/2026	Market Value 2/28/2026	% of Portfolio 2/28/2026
Asset-Backed Securities 20%	586,617.16	0.35	585,452.84	0.34
CD Negotiable 30%	805,912.88	0.48	804,886.80	0.47
Corporate Notes 30%	30,055,628.59	17.89	31,759,724.14	18.39
LGIP Fixed Asset	13,448,852.60	8.00	13,448,852.60	7.79
LGIP LAIF	14,854,755.93	8.84	18,924,755.93	10.96
LGIP Liquid Asset	12,859,299.67	7.65	12,897,059.75	7.47
US Treasury	95,394,704.68	56.78	94,291,597.61	54.59
Total / Average	168,005,771.51	100.00	172,712,329.67	100.00

Portfolio Holdings as of 1/31/2026



Portfolio Holdings as of 2/28/2026





City of Paso Robles Transaction Summary by Action Report Group | Investment Policy Compliance

Begin Date: 1/31/2026, End Date: 2/28/2026

Action	Settlement Date	CUSIP	Face Amount / Shares	Description	Purchase Price	Principal	Interest / Dividends	YTM @ Cost	Total
Buy Transactions									
Buy	2/5/2026	61776NU43	700,000.00	Morgan Stanley Private Bank 4.213 2/8/2030	100.04	700,245.00	245.76	4.20	700,490.76
Buy	2/5/2026	91282CPW5	2,260,000.00	T-Note 3.75 1/31/2031	99.68	2,252,672.66	1,170.58	3.82	2,253,843.24
Buy	2/10/2026	00724PAD1	440,000.00	Adobe Inc 2.3 2/1/2030-30	93.35	410,740.00	253.00	4.13	410,993.00
Buy	2/13/2026	02079KBJ5	95,000.00	Alphabet Inc 3.7 2/15/2029-29	99.64	94,655.15	0.00	3.83	94,655.15
Buy	2/13/2026	02079KBJ5	100,000.00	Alphabet Inc 3.7 2/15/2029-29	99.90	99,901.00	0.00	3.74	99,901.00
Buy	2/13/2026	02079KBJ5	100,000.00	Alphabet Inc 3.7 2/15/2029-29	99.89	99,893.00	0.00	3.74	99,893.00
Buy	2/13/2026	02079KBJ5	610,000.00	Alphabet Inc 3.7 2/15/2029-29	99.90	609,377.80	0.00	3.74	609,377.80
Subtotal			4,305,000.00			4,267,484.61	1,669.34		4,269,153.95
Deposit	2/2/2026	MM9730	35.97	Zions Bank MM	100.00	35.97	0.00	0.00	35.97
Deposit	2/28/2026	LAIF0271	4,070,000.00	LAIF LGIP	100.00	4,070,000.00	0.00	0.00	4,070,000.00
Deposit	2/28/2026	CAMP1001	37,760.08	CAMP LGIP	100.00	37,760.08	0.00	0.00	37,760.08
Subtotal			4,107,796.05			4,107,796.05	0.00		4,107,796.05
Total Buy Transactions			8,412,796.05			8,375,280.66	1,669.34		8,376,950.00
Interest/Dividends									
Interest	2/1/2026	3137BTUMI	0.00	FHLMC MBS 3.347 11/25/2026		0.00	1,644.10	0.00	1,644.10
Interest	2/2/2026	MM9730	0.00	Zions Bank MM		0.00	35.97	0.00	35.97
Interest	2/7/2026	06406RAB3	0.00	Bank of NY Mellon Corp 3.442 2/7/2028-27		0.00	30,117.50	0.00	30,117.50
Interest	2/7/2026	713448GB8	0.00	PEPSICO INC 4.6 2/7/2030-30		0.00	18,055.00	0.00	18,055.00
Interest	2/8/2026	89236TMK8	0.00	Toyota Motor Credit Corp 4.55 8/9/2029		0.00	9,668.75	0.00	9,668.75
Interest	2/10/2026	69371RS56	0.00	Paccar Financial 5.05 8/10/2026		0.00	16,412.50	0.00	16,412.50
Interest	2/14/2026	532457CQ9	0.00	Eli Lilly & Co 4.2 8/14/2029-29		0.00	18,375.00	0.00	18,375.00
Interest	2/15/2026	912828V98	0.00	T-Note 2.25 2/15/2027		0.00	12,993.75	0.00	12,993.75
Interest	2/15/2026	02079KAC1	0.00	Alphabet Inc 1.998 8/15/2026-26		0.00	9,790.20	0.00	9,790.20
Interest	2/15/2026	91282CMN8	0.00	T-Note 4.25 2/15/2028		0.00	90,418.75	0.00	90,418.75
Interest	2/15/2026	9128282R0	0.00	T-Note 2.25 8/15/2027		0.00	24,525.00	0.00	24,525.00
Interest	2/20/2026	857477CN1	0.00	State Street Corp 4.53 2/20/2029-29		0.00	5,322.75	0.00	5,322.75



City of Paso Robles Transaction Summary by Action Report Group | Investment Policy Compliance

Begin Date: 1/31/2026, End Date: 2/28/2026

Action	Settlement Date	CUSIP	Face Amount / Shares	Description	Purchase Price	Principal	Interest / Dividends	YTM @ Cost	Total
Interest	2/22/2026	023135BC9	0.00	Amazon.Com INC 3.15 8/22/2027		0.00	5,827.50	0.00	5,827.50
Interest	2/24/2026	17275RBX9	0.00	Cisco Systems INC 4.75 2/24/2030-30		0.00	41,562.50	0.00	41,562.50
Interest	2/24/2026	46647PCW4	0.00	JP Morgan Chase & CO 2.947 2/24/2028-27		0.00	5,157.25	0.00	5,157.25
Interest	2/25/2026	63743HFZ0	0.00	National Rural Util Coop 4.15 8/25/2028-28		0.00	9,337.50	0.00	9,337.50
Interest	2/28/2026	91282CLK5	0.00	T-Note 3.625 8/31/2029		0.00	24,378.13	0.00	24,378.13
Interest	2/28/2026	91282CHX2	0.00	T-Note 4.375 8/31/2028		0.00	15,531.25	0.00	15,531.25
Interest	2/28/2026	91282CCV1	0.00	T-Note 1.125 8/31/2028		0.00	6,525.00	0.00	6,525.00
Interest	2/28/2026	91282CGP0	0.00	T-Note 4 2/29/2028		0.00	78,700.00	0.00	78,700.00
Interest	2/28/2026	91282CKD2	0.00	T-Note 4.25 2/28/2029		0.00	20,506.25	0.00	20,506.25
Interest	2/28/2026	91282CGQ8	0.00	T-Note 4 2/28/2030		0.00	8,200.00	0.00	8,200.00
Interest	2/28/2026	91282CNX5	0.00	T-Note 3.625 8/31/2030		0.00	60,537.50	0.00	60,537.50
Interest	2/28/2026	CAMP1001	0.00	CAMP LGIP		0.00	37,760.08	0.00	37,760.08
Subtotal			0.00			0.00	551,382.23		551,382.23
Total Interest/Dividends			0.00			0.00	551,382.23		551,382.23
Sell Transactions									
Principal Pay Down	2/25/2026	3137BTUMI	1,252.71	FHLMC MBS 3.347 11/25/2026	0.00	1,252.71	0.00	0.00	1,252.71
Subtotal			1,252.71			1,252.71	0.00		1,252.71
Sell	2/5/2026	91282CHM6	1,645,000.00	T-Note 4.5 7/15/2026	0.00	1,650,975.98	4,294.27	0.00	1,655,270.25
Sell	2/5/2026	91282CJW2	695,000.00	T-Note 4 1/31/2029	0.00	702,031.45	383.98	0.00	702,415.43
Sell	2/5/2026	9128287B0	610,000.00	T-Note 1.875 6/30/2026	0.00	605,734.77	1,137.43	0.00	606,872.20
Sell	2/10/2026	91282CJW2	406,000.00	T-Note 4 1/31/2029	0.00	411,027.42	448.62	0.00	411,476.04
Sell	2/13/2026	91282CJW2	895,000.00	T-Note 4 1/31/2029	0.00	907,131.45	1,285.64	0.00	908,417.09
Subtotal			4,251,000.00			4,276,901.07	7,549.94		4,284,451.01
Withdraw	2/3/2026	MM9730	35.97	Zions Bank MM	0.00	35.97	0.00	0.00	35.97
Subtotal			35.97			35.97	0.00		35.97
Total Sell Transactions			4,252,288.68			4,278,189.75	7,549.94		4,285,739.69



City of Paso Robles Transaction Summary by Action Report Group | Investment Policy Compliance

Begin Date: 1/31/2026, End Date: 2/28/2026

Action	Settlement Date	CUSIP	Face Amount / Shares	Description	Purchase Price	Principal	Interest / Dividends	YTM @ Cost	Total
--------	-----------------	-------	-------------------------	-------------	----------------	-----------	-------------------------	------------	-------



City of Paso Robles Portfolio Holdings by Main Fund Report Group | Investment Policy Compliance

Date: 2/28/2026

Description	Face Amount / Shares	Settlement Date	Cost Value	Market Price	Market Value	% Portfolio	Credit Rating	Days To Call/Maturity
CUSIP		YTM @ Cost	Book Value	YTM @ Market	Accrued Interest	Unre. Gain/Loss	Credit Rating	Duration To Maturity
Asset-Backed Securities 20%								
FHLMC MBS 3.347 11/25/2026		5/24/2023	570,099.94	99.53	585,452.84	0.34%	Moodys-Aaa	270
3137BTUMI	588,205.64	4.31	584,389.45	3.76	1,476.54	1,063.39	S&P-AA+	0.65
			570,099.94		585,452.84	0.34%		270
Sub Total Asset-Backed Securities 20%	588,205.64	4.31	584,389.45	3.76	1,476.54	1,063.39		0.65
CD Negotiable 30%								
Cooperatieve Centrale 5.08 7/17/2026		7/20/2023	800,000.00	100.61	804,886.80	0.47%	FDIC Insured	139
21684LGS5	800,000.00	5.08	800,000.00	3.46	4,402.67	4,886.80	FDIC Insured	0.39
			800,000.00		804,886.80	0.47%		139
Sub Total CD Negotiable 30%	800,000.00	5.08	800,000.00	3.46	4,402.67	4,886.80		0.39
Corporate Notes 30%								
Adobe Inc 4.8 4/4/2029-29		4/4/2024	464,307.15	102.69	477,490.47	0.27%	Moodys-A1	1100
00724PAF6	465,000.00	4.83	464,307.15	3.87	8,928.00	13,183.32	S&P-A+	2.87
Adobe Inc 4.8 4/4/2029-29		4/5/2024	380,501.60	102.69	390,207.27	0.22%	Moodys-A1	1100
00724PAF6	380,000.00	4.77	380,501.60	3.87	7,296.00	9,705.67	S&P-A+	2.87
Alphabet Inc 1.998 8/15/2026-26		1/30/2023	914,163.60	99.18	971,993.54	0.54%	Moodys-Aa2	76
02079KAC1	980,000.00	4.05	914,163.60	3.79	707.07	57,829.94	S&P-AA+	0.46
Alphabet Inc 3.7 2/15/2029-29		2/13/2026	99,893.00	100.12	100,124.69	0.06%	Moodys-Aa2	1052
02079KBJ5	100,000.00	3.74	99,893.00	3.66	154.17	231.69	S&P-AA+	2.83
Alphabet Inc 3.7 2/15/2029-29		2/13/2026	99,901.00	100.12	100,124.69	0.06%	Moodys-Aa2	1052
02079KBJ5	100,000.00	3.74	99,901.00	3.66	154.17	223.69	S&P-AA+	2.83
Alphabet Inc 3.7 2/15/2029-29		2/13/2026	94,655.15	100.12	95,118.46	0.06%	Moodys-Aa2	1052
02079KBJ5	95,000.00	3.83	94,655.15	3.66	146.46	463.31	S&P-AA+	2.83
Alphabet Inc 3.7 2/15/2029-29		2/13/2026	609,377.80	100.12	610,760.61	0.36%	Moodys-Aa2	1052
02079KBJ5	610,000.00	3.74	609,377.80	3.66	940.42	1,382.81	S&P-AA+	2.83
AMAZON COM INC 4.1 11/20/2030-30		11/20/2025	1,498,395.00	100.76	1,511,425.56	0.88%	Moodys-A1	1695
023135CT1	1,500,000.00	4.12	1,498,395.00	3.92	16,741.67	13,030.56	S&P-AA	4.3



**City of Paso Robles
Portfolio Holdings by Main Fund
Report Group | Investment Policy Compliance**

Date: 2/28/2026

Description	Face Amount / Shares	Settlement Date	Cost Value	Market Price	Market Value	% Portfolio	Credit Rating	Days To Call/Maturity
CUSIP		YTM @ Cost	Book Value	YTM @ Market	Accrued Interest	Unre. Gain/Loss	Credit Rating	Duration To Maturity
Amazon.Com INC 3.15 8/22/2027		11/3/2022	343,863.20	99.40	367,771.01	0.2%	Moody's-A1	540
023135BC9	370,000.00	4.81	343,863.20	3.57	194.25	23,907.81	S&P-AA	1.46
Apple INC 1.65 5/11/2030-30		7/2/2025	578,253.00	91.84	596,934.68	0.34%	Moody's-Aaa	1503
037833DU1	650,000.00	4.18	578,253.00	3.77	3,187.71	18,681.68	S&P-AA+	4.05
Bank of America Corp 4.979 1/24/2029		4/2/2025	475,207.60	101.80	478,474.62	0.28%	Moody's-A1	1061
06051GMK2	470,000.00	4.66	475,207.60	4.31	2,210.12	3,267.02	S&P-A-	2.73
Bank of America Corp Var. Corp 7/22/2027 - 26		8/4/2022	446,381.10	99.11	490,581.99	0.26%	Moody's-A2	144
06051GJS9	495,000.00	1.73	446,381.10	1.73	856.35	44,200.89	S&P-A-	0
Bank of NY Mellon Corp 3.442 2/7/2028-27		8/7/2024	1,700,195.00	99.60	1,742,949.25	1%	Moody's-A1	344
06406RAB3	1,750,000.00	4.33	1,700,195.00	3.66	3,513.71	42,754.25	S&P-A	1.89
Blackrock Funding INC 4.7 3/14/2029-29		3/14/2024	104,809.95	102.65	107,785.65	0.06%	Moody's-Aa3	1082
09290DAA9	105,000.00	4.74	104,809.95	3.77	2,248.17	2,975.70	S&P-AA-	2.82
Caterpillar Financial Service 4.15 1/8/2031-30		1/8/2026	484,193.60	100.85	488,096.09	0.29%	Moody's-A2	1744
14913UBH2	484,000.00	4.14	484,193.60	3.96	2,789.72	3,902.49	S&P-A	4.43
Caterpillar Financial Service 4.15 1/8/2031-30		1/8/2026	134,951.40	100.85	136,142.50	0.08%	Moody's-A2	1744
14913UBH2	135,000.00	4.16	134,951.40	3.96	778.13	1,191.10	S&P-A	4.43
Cisco Systems INC 4.75 2/24/2030-30		4/22/2025	1,772,610.00	103.22	1,806,401.43	1.05%	Moody's-A1	1426
17275RBX9	1,750,000.00	4.45	1,772,610.00	3.87	923.61	33,791.43	S&P-AA-	3.68
Citibank 5.803 9/29/2028-28		9/29/2023	1,345,000.00	104.75	1,408,915.85	0.79%	Moody's-Aa3	913
17325FBB3	1,345,000.00	5.80	1,345,000.00	3.85	32,304.17	63,915.85	S&P-A+	2.39
Eli Lilly & Co 4.2 8/14/2029-29		8/14/2024	680,992.80	101.41	689,579.38	0.4%	Moody's-A1	1232
532457CQ9	680,000.00	4.17	680,992.80	3.76	1,110.67	8,586.58	S&P-A+	3.25
Eli Lilly & Co 4.2 8/14/2029-29		8/14/2024	194,572.95	101.41	197,747.03	0.11%	Moody's-A1	1232
532457CQ9	195,000.00	4.25	194,572.95	3.76	318.50	3,174.08	S&P-A+	3.25



**City of Paso Robles
Portfolio Holdings by Main Fund
Report Group | Investment Policy Compliance**

Date: 2/28/2026

Description	Face Amount / Shares	Settlement Date	Cost Value	Market Price	Market Value	% Portfolio	Credit Rating	Days To Call/Maturity
CUSIP		YTM @ Cost	Book Value	YTM @ Market	Accrued Interest	Unre. Gain/Loss	Credit Rating	Duration To Maturity
Goldman Sachs Bank 5.414 5/21/2027 38151LAG5	880,000.00	5/22/2025 5.08	885,535.20 885,535.20	100.30 5.15	882,671.14 12,837.20	0.52% -2,864.06	Moodys-A1 S&P-A+	447 1.19
Hershey Company 4.25 5/4/2028-28 427866BH0	615,000.00	5/18/2023 4.07	619,969.20 619,969.20	101.04 3.75	621,371.09 8,276.87	0.37% 1,401.89	Moodys-Aaa S&P-AA+	766 2.08
Home Depot Inc 2.8 9/14/2027-27 437076BT8	650,000.00	1/30/2023 4.16	613,210.00 613,210.00	98.75 3.64	641,907.01 8,291.11	0.36% 28,697.01	Moodys-A2 S&P-A	471 1.5
Home Depot Inc 3.95 9/15/2030-30 437076DJ8	50,000.00	9/15/2025 4.03	49,820.50 49,820.50	100.43 3.85	50,215.00 894.24	0.03% 394.50	Moodys-A2 S&P-A	1629 4.13
John Deere Capital 4.95 7/14/2028 24422EXB0	290,000.00	7/14/2023 4.98	289,567.90 289,567.90	102.87 3.67	298,337.34 1,754.50	0.17% 8,769.44	Moodys-A2 S&P-A	867 2.26
John Deere Capital 4.95 7/14/2028 24422EXB0	125,000.00	7/14/2023 4.64	126,700.00 126,700.00	102.87 3.67	128,593.68 756.25	0.07% 1,893.68	Moodys-A2 S&P-A	867 2.26
John Deere Capital 4.95 7/14/2028 24422EXB0	225,000.00	7/18/2023 4.73	227,205.00 227,205.00	102.87 3.67	231,468.63 1,361.25	0.13% 4,263.63	Moodys-A2 S&P-A	867 2.26
JP Morgan Bank NA 5.11 12/8/2026-26 48125LRU8	1,000,000.00	12/8/2023 5.11	1,000,000.00 1,000,000.00	100.91 3.90	1,009,110.79 11,355.56	0.59% 9,110.79	Moodys-Aa2 S&P-A+	253 0.77
JP Morgan Chase & CO 2.947 2/24/2028-27 46647PCW4	350,000.00	9/18/2023 5.13	320,029.50 320,029.50	99.02 3.46	346,553.89 114.61	0.19% 26,524.39	Moodys-A1 S&P-A-	361 1.95
JPMorgan Chase & Co 5.581 4/22/2030 46647PEG7	425,000.00	4/28/2025 4.87	438,221.75 438,221.75	104.47 4.39	443,995.24 8,301.74	0.26% 5,773.49	Moodys-A1 S&P-A	1514 3.7
Kenvue INC 5.05 3/22/2028-28 49177JAF9	635,000.00	6/30/2025 4.12	649,992.35 649,992.35	102.41 3.82	650,318.05 13,895.92	0.38% 325.70	Moodys-A1 S&P-A	724 1.95
Mastercard Inc 2.95 6/1/2029-29 57636QAM6	460,000.00	6/27/2024 4.82	422,620.40 422,620.40	97.50 3.77	448,480.75 3,279.42	0.25% 25,860.35	Moodys-Aa3 S&P-A+	1158 3.11



**City of Paso Robles
Portfolio Holdings by Main Fund
Report Group | Investment Policy Compliance**

Date: 2/28/2026

Description	Face Amount / Shares	Settlement Date	Cost Value	Market Price	Market Value	% Portfolio	Credit Rating	Days To Call/Maturity
CUSIP		YTM @ Cost	Book Value	YTM @ Market	Accrued Interest	Unre. Gain/Loss	Credit Rating	Duration To Maturity
Mastercard Incorporated 4.55 3/15/2028-28		3/3/2025	443,586.00	101.67	447,366.19	0.26%	Moodys-Aa3	717
57636QBF0	440,000.00	4.26	443,586.00	3.69	9,064.61	3,780.19	S&P-A+	1.94
Merck & Co INC 3.4 3/7/2029-29		6/30/2025	628,313.85	99.10	639,204.89	0.37%	Moodys-Aa3	1075
58933YAX3	645,000.00	4.16	628,313.85	3.72	10,416.75	10,891.04	S&P-A+	2.85
Morgan Stanley Bank Var. Corp 5/26/2028 - 27		5/30/2024	375,000.00	101.81	381,773.27	0.22%	Moodys-Aa3	452
61690U8B9	375,000.00	5.50	375,000.00	5.50	5,274.67	6,773.27	S&P-A+	0
Morgan Stanley Bank Var. Corp 5/26/2028 - 27		5/31/2024	726,529.75	101.81	738,095.00	0.43%	Moodys-Aa3	452
61690U8B9	725,000.00	5.50	726,529.75	5.50	10,197.69	11,565.25	S&P-A+	0
Morgan Stanley Private Bank 4.213 2/8/2030		2/5/2026	700,245.00	100.50	703,468.05	0.41%	Moodys-Aa3	1441
61776NU43	700,000.00	4.20	700,245.00	4.08	2,129.91	3,223.05	S&P-A+	3.67
National Rural Util Coop 4.15 8/25/2028-28		8/25/2025	449,496.00	100.72	453,250.22	0.27%	Moodys-A2	878
63743HFZ0	450,000.00	4.19	449,496.00	3.84	155.62	3,754.22	None	2.39
NOVARTIS CAPITAL CORP 4.1 11/5/2030-30		11/5/2025	1,689,915.00	100.68	1,706,541.73	1%	Moodys-Aaa	1680
66989HAY4	1,695,000.00	4.17	1,689,915.00	3.94	21,813.71	16,626.73	S&P-AA-	4.26
Paccar Finanical 5.05 8/10/2026		8/11/2023	652,990.00	100.49	653,163.71	0.39%	Moodys-A1	163
69371RS56	650,000.00	4.88	652,990.00	3.94	1,641.25	173.71	S&P-A+	0.45
PepsiCo INC 4.5 7/17/2029-29		7/17/2024	564,124.25	102.38	578,425.64	0.33%	Moodys-A1	1205
713448FX1	565,000.00	4.54	564,124.25	3.75	2,895.62	14,301.39	S&P-A+	3.17
PEPSICO INC 4.6 2/7/2030-30		2/7/2025	219,630.40	102.84	226,257.46	0.13%	Moodys-A1	1409
713448GB8	220,000.00	4.64	219,630.40	3.82	590.33	6,627.06	S&P-A+	3.65
PEPSICO INC 4.6 2/7/2030-30		4/30/2025	573,859.20	102.84	581,070.31	0.34%	Moodys-A1	1409
713448GB8	565,000.00	4.23	573,859.20	3.82	1,516.08	7,211.11	S&P-A+	3.65
PNC Bank NA 3.1 10/25/2027		12/8/2022	693,884.10	98.89	726,858.18	0.41%	Moodys-A2	604
69353RFG8	735,000.00	4.39	693,884.10	3.79	7,784.88	32,974.08	S&P-A	1.61



**City of Paso Robles
Portfolio Holdings by Main Fund
Report Group | Investment Policy Compliance**

Date: 2/28/2026

Description	Face Amount / Shares	Settlement Date	Cost Value	Market Price	Market Value	% Portfolio	Credit Rating	Days To Call/Maturity
CUSIP		YTM @ Cost	Book Value	YTM @ Market	Accrued Interest	Unre. Gain/Loss	Credit Rating	Duration To Maturity
State Street Corp 4.53 2/20/2029-29		8/20/2024	235,000.00	101.36	238,202.02	0.14%	Moodys-A1	1057
857477CN1	235,000.00	4.53	235,000.00	4.04	236.57	3,202.02	S&P-A	2.82
Texas Instruments INC 1.75 5/4/2030-30		7/3/2025	890,590.00	91.89	918,869.11	0.53%	Moodys-Aa3	1496
882508BJ2	1,000,000.00	4.28	890,590.00	3.87	5,541.67	28,279.11	S&P-A+	4.02
Totalenergies Cap USA LLC 4.248 1/13/2031-30		1/13/2026	535,000.00	100.92	539,920.43	0.32%	Moodys-Aa3	1749
89158TAA7	535,000.00	4.25	535,000.00	4.04	2,840.85	4,920.43	S&P-A+	4.43
Totalenergies Cap USA LLC 4.248 1/13/2031-30		1/13/2026	736,734.60	100.92	741,759.85	0.43%	Moodys-Aa3	1749
89158TAA7	735,000.00	4.20	736,734.60	4.04	3,902.85	5,025.25	S&P-A+	4.43
Toyota Motor Credit Corp 4.55 8/9/2029		8/9/2024	74,847.75	102.27	76,700.81	0.04%	Moodys-A1	1258
89236TMK8	75,000.00	4.60	74,847.75	3.84	189.58	1,853.06	S&P-A+	3.22
Toyota Motor Credit Corp 4.55 8/9/2029		8/9/2024	189,219.10	102.27	194,308.72	0.11%	Moodys-A1	1258
89236TMK8	190,000.00	4.64	189,219.10	3.84	480.28	5,089.62	S&P-A+	3.22
Toyota Motor Credit Corp 4.55 8/9/2029		8/9/2024	159,816.00	102.27	163,628.39	0.09%	Moodys-A1	1258
89236TMK8	160,000.00	4.58	159,816.00	3.84	404.44	3,812.39	S&P-A+	3.22
Toyota Motor Credit Corp 5.25 9/11/2028		9/11/2023	399,304.00	103.63	414,500.48	0.24%	Moodys-A1	926
89236TLB9	400,000.00	5.29	399,304.00	3.74	9,741.67	15,196.48	S&P-A+	2.36
Toyota Mtr Cr Corp 4.2 1/10/2031-30		1/12/2026	279,913.20	100.78	282,173.51	0.17%	Moodys-A1	1746
89236TPH2	280,000.00	4.21	279,913.20	4.02	1,502.67	2,260.31	S&P-A+	4.43
Walmart Inc 1.05 9/17/2026-26		1/30/2023	923,601.00	98.56	1,015,134.42	0.54%	Moodys-Aa2	170
931142ER0	1,030,000.00	4.14	923,601.00	3.71	4,836.71	91,533.42	S&P-AA	0.55
WalMart INC 4.35 4/28/2030-30		4/28/2025	249,567.50	102.18	255,438.87	0.15%	Moodys-Aa2	1489
931142FN8	250,000.00	4.39	249,567.50	3.78	3,625.00	5,871.37	S&P-AA	3.81
WalMart INC 4.35 4/28/2030-30		5/2/2025	554,922.50	102.18	561,965.50	0.33%	Moodys-Aa2	1489
931142FN8	550,000.00	4.15	554,922.50	3.78	7,975.00	7,043.00	S&P-AA	3.81



City of Paso Robles Portfolio Holdings by Main Fund Report Group | Investment Policy Compliance

Date: 2/28/2026

Description	Face Amount / Shares	Settlement Date	Cost Value	Market Price	Market Value	% Portfolio	Credit Rating	Days To Call/Maturity
CUSIP		YTM @ Cost	Book Value	YTM @ Market	Accrued Interest	Unre. Gain/Loss	Credit Rating	Duration To Maturity
			31,011,185.90		31,759,724.14	18.28%		1004
Sub Total Corporate Notes 30%	31,569,000.00	4.45	31,011,185.90	3.90	271,380.15	748,538.24		2.64
LGIP Fixed Asset								
CAMP TERM 4.27 5/19/2026		6/2/2025	13,448,852.60	100.00	13,448,852.60	7.93%	NR	80
CAMP05-19-26	13,448,852.60	4.27	13,448,852.60	4.27	426,372.84	0.00	NR	0.22
			13,448,852.60		13,448,852.60	7.93%		80
Sub Total LGIP Fixed Asset	13,448,852.60	4.27	13,448,852.60	4.27	426,372.84	0.00		0.22
LGIP LAIF								
LAIF LGIP		12/31/2019	18,924,755.93	100.00	18,924,755.93	11.16%	NR	1
LAIF0271	18,924,755.93	3.87	18,924,755.93	3.87		0.00	NR	0
			18,924,755.93		18,924,755.93	11.16%		1
Sub Total LGIP LAIF	18,924,755.93	3.87	18,924,755.93	3.87		0.00		0
LGIP Liquid Asset								
CAMP LGIP		12/31/2019	12,897,059.75	100.00	12,897,059.75	7.6%	NR	1
CAMP1001	12,897,059.75	3.83	12,897,059.75	3.83		0.00	NR	0
			12,897,059.75		12,897,059.75	7.6%		1
Sub Total LGIP Liquid Asset	12,897,059.75	3.83	12,897,059.75	3.83		0.00		0
US Treasury								
Adobe Inc 2.3 2/1/2030-30		2/10/2026	410,740.00	93.80	412,706.64	0.24%	Moody's-A1	1403
00724PAD1	440,000.00	4.13	410,740.00	4.02	759.00	1,966.64	S&P-A+	3.76
T-Note 0.5 10/31/2027		1/6/2023	1,847,975.39	95.34	2,068,789.85	1.09%	Moody's-Aaa	610
91282CAU5	2,170,000.00	3.91	1,847,975.39	3.40	3,596.69	220,814.46	S&P-AA+	1.66
T-Note 0.5 4/30/2027		8/4/2022	545,973.83	96.64	589,531.64	0.32%	Moody's-Aaa	426
912828ZN3	610,000.00	2.89	545,973.83	3.45	1,011.05	43,557.81	S&P-AA+	1.16
T-Note 0.5 6/30/2027		8/10/2022	745,434.38	96.20	808,040.63	0.44%	Moody's-Aaa	487
912828ZV5	840,000.00	2.99	745,434.38	3.44	684.53	62,606.25	S&P-AA+	1.33



**City of Paso Robles
Portfolio Holdings by Main Fund
Report Group | Investment Policy Compliance**

Date: 2/28/2026

Description	Face Amount / Shares	Settlement Date	Cost Value	Market Price	Market Value	% Portfolio	Credit Rating	Days To Call/Maturity
CUSIP		YTM @ Cost	Book Value	YTM @ Market	Accrued Interest	Unre. Gain/Loss	Credit Rating	Duration To Maturity
T-Note 0.625 12/31/2027		1/25/2024	1,663,242.19	95.13	1,807,449.21	0.98%	Moodys-Aaa	671
91282CBB6	1,900,000.00	4.09	1,663,242.19	3.38	1,935.43	144,207.02	S&P-AA	1.83
T-Note 0.875 9/30/2026		4/7/2022	989,797.85	98.43	1,058,152.74	0.58%	Moodys-Aaa	214
91282CCZ2	1,075,000.00	2.77	989,797.85	3.61	3,902.04	68,354.89	S&P-AA+	0.58
T-Note 1.125 8/31/2028		11/3/2023	983,507.81	94.65	1,097,967.19	0.58%	Moodys-Aaa	915
91282CCV1	1,160,000.00	4.69	983,507.81	3.37	0.00	114,459.38	S&P-AA+	2.47
T-Note 1.25 12/31/2026		1/30/2023	1,262,027.15	98.13	1,359,139.46	0.74%	Moodys-Aaa	306
91282CDQ1	1,385,000.00	3.71	1,262,027.15	3.53	2,821.65	97,112.31	S&P-AA+	0.83
T-Note 1.25 12/31/2026		2/10/2023	2,494,026.56	98.13	2,708,465.64	1.47%	Moodys-Aaa	306
91282CDQ1	2,760,000.00	3.95	2,494,026.56	3.53	5,622.93	214,439.08	S&P-AA+	0.83
T-Note 1.25 4/30/2028		1/25/2024	1,660,287.11	95.59	1,782,823.44	0.98%	Moodys-Aaa	792
91282CBZ3	1,865,000.00	4.08	1,660,287.11	3.37	7,727.90	122,536.33	S&P-AA	2.14
T-Note 2.25 2/15/2027		7/7/2022	1,125,132.42	98.81	1,141,227.98	0.66%	Moodys-Aaa	352
912828V98	1,155,000.00	2.85	1,125,132.42	3.52	933.25	16,095.56	S&P-AA+	0.96
T-Note 2.25 8/15/2027		9/6/2022	2,066,827.34	98.32	2,143,382.82	1.22%	Moodys-Aaa	533
912828R0	2,180,000.00	3.40	2,066,827.34	3.44	1,761.46	76,555.48	S&P-AA+	1.45
T-Note 2.75 4/30/2027		5/5/2023	1,249,260.94	99.17	1,274,308.40	0.74%	Moodys-Aaa	426
91282CEN7	1,285,000.00	3.50	1,249,260.94	3.48	11,714.09	25,047.46	S&P-AA+	1.15
T-Note 2.875 5/15/2028		1/11/2024	1,657,060.55	98.93	1,716,430.09	0.98%	Moodys-Aaa	807
9128284N7	1,735,000.00	4.01	1,657,060.55	3.38	14,468.32	59,369.54	S&P-AA	2.14
T-Note 3.125 11/15/2028		1/22/2026	152,880.86	99.34	153,976.76	0.09%	Moodys-Aa1	991
9128285M8	155,000.00	3.64	152,880.86	3.38	1,404.96	1,095.90	S&P-AA+	2.6
T-Note 3.375 9/15/2028		9/22/2025	547,250.00	99.98	549,914.06	0.32%	Moodys-Aa1	930
91282CNY3	550,000.00	3.55	547,250.00	3.38	8,512.09	2,664.06	S&P-AA+	2.42



**City of Paso Robles
Portfolio Holdings by Main Fund
Report Group | Investment Policy Compliance**

Date: 2/28/2026

Description	Face Amount / Shares	Settlement Date	Cost Value	Market Price	Market Value	% Portfolio	Credit Rating	Days To Call/Maturity
CUSIP		YTM @ Cost	Book Value	YTM @ Market	Accrued Interest	Unre. Gain/Loss	Credit Rating	Duration To Maturity
T-Note 3.5 1/31/2028		6/5/2023	1,735,461.91	100.21	1,758,633.40	1.02%	Moodys-Aaa	702
91282CGH8	1,755,000.00	3.76	1,735,461.91	3.39	4,751.10	23,171.49	S&P-AA+	1.87
T-Note 3.5 1/31/2028		2/8/2024	2,493,520.31	100.21	2,560,289.64	1.47%	Moodys-Aaa	702
91282CGH8	2,555,000.00	4.16	2,493,520.31	3.39	6,916.85	66,769.33	S&P-AA+	1.87
T-Note 3.5 11/30/2030		12/5/2025	2,270,974.07	99.97	2,283,286.25	1.34%	Moodys-Aa1	1736
91282CPN5	2,284,000.00	3.63	2,270,974.07	3.51	19,765.38	12,312.18	S&P-AA+	4.38
T-Note 3.5 4/30/2028		5/1/2023	482,821.29	100.24	486,155.66	0.28%	Moodys-Aaa	792
91282CHA2	485,000.00	3.60	482,821.29	3.38	5,627.07	3,334.37	S&P-AA+	2.08
T-Note 3.5 9/30/2029		10/3/2024	468,733.20	100.23	471,064.85	0.28%	Moodys-Aaa	1310
91282CLN9	470,000.00	3.56	468,733.20	3.43	6,824.04	2,331.65	S&P-AA+	3.35
T-Note 3.625 12/31/2030		1/5/2026	454,768.55	100.48	459,177.89	0.27%	Moodys-Aa1	1767
91282CPR6	457,000.00	3.73	454,768.55	3.52	2,700.02	4,409.34	S&P-AA+	4.46
T-Note 3.625 3/31/2028		5/5/2023	1,241,963.67	100.48	1,235,909.77	0.73%	Moodys-Aaa	762
91282CGT2	1,230,000.00	3.41	1,241,963.67	3.38	18,496.46	-6,053.90	S&P-AA+	2
T-Note 3.625 8/31/2029		9/5/2024	1,347,784.57	100.64	1,353,616.41	0.79%	Moodys-Aaa	1280
91282CLK5	1,345,000.00	3.58	1,347,784.57	3.43	0.00	5,831.84	S&P-AA+	3.32
T-Note 3.625 8/31/2030		9/2/2025	438,023.44	100.54	442,371.88	0.26%	Moodys-Aa1	1645
91282CNX5	440,000.00	3.72	438,023.44	3.50	0.00	4,348.44	S&P-AA+	4.19
T-Note 3.625 8/31/2030		9/3/2025	2,884,593.75	100.54	2,915,632.82	1.7%	Moodys-Aa1	1645
91282CNX5	2,900,000.00	3.74	2,884,593.75	3.50	0.00	31,039.07	S&P-AA+	4.19
T-Note 3.625 9/30/2030		10/2/2025	966,930.86	100.53	975,153.13	0.57%	S&P-AA+	1675
91282CPA3	970,000.00	3.70	966,930.86	3.50	14,586.64	8,222.27	Moodys-Aa1	4.2
T-Note 3.75 1/31/2031		2/5/2026	2,252,672.66	101.04	2,283,482.82	1.33%	Moodys-Aa1	1798
91282CPW5	2,260,000.00	3.82	2,252,672.66	3.52	6,555.25	30,810.16	S&P-AA+	4.53



**City of Paso Robles
Portfolio Holdings by Main Fund
Report Group | Investment Policy Compliance**

Date: 2/28/2026

Description	Face Amount / Shares	Settlement Date	Cost Value	Market Price	Market Value	% Portfolio	Credit Rating	Days To Call/Maturity
CUSIP		YTM @ Cost	Book Value	YTM @ Market	Accrued Interest	Unre. Gain/Loss	Credit Rating	Duration To Maturity
T-Note 3.75 12/31/2028		1/11/2024	1,663,725.00	100.99	1,696,603.12	0.98%	Moodys-Aaa	1037
91282CJR3	1,680,000.00	3.97	1,663,725.00	3.38	10,267.96	32,878.12	S&P-AA	2.7
T-Note 3.75 5/15/2028		1/22/2026	1,238,714.65	100.77	1,244,551.96	0.73%	Moodys-Aa1	807
91282CND9	1,235,000.00	3.61	1,238,714.65	3.38	13,433.18	5,837.31	S&P-AA+	2.12
T-Note 3.75 5/31/2030		6/5/2025	1,933,158.98	101.06	1,975,771.88	1.14%	Moodys-Aa1	1553
91282CHF1	1,955,000.00	4.00	1,933,158.98	3.48	18,126.72	42,612.90	S&P-AA+	3.94
T-Note 3.875 4/30/2030		5/1/2025	630,297.85	101.55	634,692.38	0.37%	Moodys-Aaa	1522
91282CMZ1	625,000.00	3.69	630,297.85	3.47	8,028.31	4,394.53	S&P-AA+	3.84
T-Note 3.875 6/30/2030		7/2/2025	936,278.32	101.57	949,718.95	0.55%	Moodys-Aa1	1583
91282CNK3	935,000.00	3.85	936,278.32	3.48	5,905.09	13,440.63	S&P-AA+	4.01
T-Note 3.875 7/31/2030		8/5/2025	1,388,133.98	101.59	1,417,178.32	0.82%	Moodys-Aa1	1614
91282CNN7	1,395,000.00	3.99	1,388,133.98	3.48	4,181.15	29,044.34	S&P-AA+	4.1
T-Note 4 1/15/2027		1/18/2024	1,664,414.65	100.40	1,671,601.46	0.98%	Moodys-Aaa	321
91282CJT9	1,665,000.00	4.01	1,664,414.65	3.53	8,095.03	7,186.81	S&P-AA	0.87
T-Note 4 1/31/2029		2/8/2024	506,693.59	101.70	517,629.14	0.3%	Moodys-Aa	1068
91282CJW2	509,000.00	4.10	506,693.59	3.39	1,574.81	10,935.55	S&P-AA+	2.78
T-Note 4 2/28/2030		3/5/2025	410,288.28	101.99	418,167.97	0.24%	Moodys-Aaa	1461
91282CGQ8	410,000.00	3.98	410,288.28	3.46	0.00	7,879.69	S&P-AA+	3.74
T-Note 4 2/29/2028		3/6/2023	2,268,374.41	101.17	2,321,894.53	1.34%	Moodys-Aaa	731
91282CGP0	2,295,000.00	4.26	2,268,374.41	3.39	0.00	53,520.12	S&P-AA+	1.94
T-Note 4 2/29/2028		1/11/2024	1,638,846.88	101.17	1,659,218.75	0.97%	Moodys-Aaa	731
91282CGP0	1,640,000.00	4.02	1,638,846.88	3.39	0.00	20,371.87	S&P-AA+	1.94
T-Note 4 3/31/2030		4/2/2025	2,020,050.00	102.01	2,050,435.55	1.19%	Moodys-Aaa	1492
91282CMU2	2,010,000.00	3.89	2,020,050.00	3.47	33,261.37	30,385.55	S&P-AA+	3.75



**City of Paso Robles
Portfolio Holdings by Main Fund
Report Group | Investment Policy Compliance**

Date: 2/28/2026

Description	Face Amount / Shares	Settlement Date	Cost Value	Market Price	Market Value	% Portfolio	Credit Rating	Days To Call/Maturity
CUSIP		YTM @ Cost	Book Value	YTM @ Market	Accrued Interest	Unre. Gain/Loss	Credit Rating	Duration To Maturity
T-Note 4 6/30/2028		7/3/2023	114,133.01	101.40	116,612.70	0.07%	Moodys-Aaa	853
91282CHK0	115,000.00	4.17	114,133.01	3.37	749.72	2,479.69	S&P-AA+	2.24
T-Note 4 6/30/2028		7/10/2023	763,253.91	101.40	785,868.16	0.45%	Moodys-Aaa	853
91282CHK0	775,000.00	4.34	763,253.91	3.37	5,052.49	22,614.25	S&P-AA+	2.24
T-Note 4 7/31/2029		8/2/2024	1,977,818.55	101.88	2,001,843.75	1.17%	Moodys-Aaa	1249
91282CLC3	1,965,000.00	3.86	1,977,818.55	3.41	6,079.56	24,025.20	S&P-AA+	3.23
T-Note 4.125 10/31/2029		11/4/2024	1,271,862.30	102.34	1,304,833.01	0.75%	Moodys-Aaa	1341
91282CLR0	1,275,000.00	4.18	1,271,862.30	3.44	17,434.39	32,970.71	S&P-AA+	3.4
T-Note 4.125 11/30/2029		12/6/2024	2,739,914.45	102.37	2,799,849.42	1.62%	Moodys-Aaa	1371
91282CMA6	2,735,000.00	4.09	2,739,914.45	3.45	27,894.75	59,934.97	S&P-AA+	3.49
T-Note 4.125 3/31/2029		4/11/2024	529,085.74	102.12	546,347.85	0.31%	Moodys-Aaa	1127
91282CKG5	535,000.00	4.38	529,085.74	3.39	9,154.89	17,262.11	S&P-AA+	2.88
T-Note 4.125 3/31/2029		9/22/2025	559,689.45	102.12	561,666.02	0.33%	Moodys-Aaa	1127
91282CKG5	550,000.00	3.59	559,689.45	3.39	9,411.57	1,976.57	S&P-AA+	2.88
T-Note 4.125 9/30/2027		5/18/2023	1,533,515.63	101.07	1,516,054.70	0.9%	Moodys-Aaa	579
91282CFM8	1,500,000.00	3.57	1,533,515.63	3.42	25,667.93	-17,460.93	S&P-AA+	1.53
T-Note 4.125 9/30/2027		10/10/2023	1,998,588.09	101.07	2,066,887.90	1.18%	Moodys-Aaa	579
91282CFM8	2,045,000.00	4.76	1,998,588.09	3.42	34,993.94	68,299.81	S&P-AA+	1.53
T-Note 4.25 1/31/2030		2/5/2025	2,590,351.56	102.89	2,675,054.69	1.53%	Moodys-Aaa	1433
91282CMG3	2,600,000.00	4.33	2,590,351.56	3.46	8,546.96	84,703.13	S&P-AA+	3.65
T-Note 4.25 2/15/2028		4/11/2025	4,304,198.44	101.61	4,323,645.11	2.54%	Moodys-Aaa	717
91282CMN8	4,255,000.00	3.82	4,304,198.44	3.39	6,440.79	19,446.67	S&P-AA+	1.9
T-Note 4.25 2/28/2029		3/19/2024	962,135.16	102.43	988,408.79	0.57%	Moodys-Aa	1096
91282CKD2	965,000.00	4.32	962,135.16	3.39	0.00	26,273.63	S&P-AA	2.85



**City of Paso Robles
Portfolio Holdings by Main Fund
Report Group | Investment Policy Compliance**

Date: 2/28/2026

Description	Face Amount / Shares	Settlement Date	Cost Value	Market Price	Market Value	% Portfolio	Credit Rating	Days To Call/Maturity
CUSIP		YTM @ Cost	Book Value	YTM @ Market	Accrued Interest	Unre. Gain/Loss	Credit Rating	Duration To Maturity
T-Note 4.25 3/15/2027		9/22/2025	3,874,650.00	100.76	3,869,062.39	2.28%	Moody's-Aa1	380
91282CKE0	3,840,000.00	3.62	3,874,650.00	3.50	74,837.57	-5,587.61	S&P-AA+	1.01
T-Note 4.25 6/30/2029		7/3/2024	1,386,104.30	102.61	1,430,429.14	0.82%	Moody's-Aaa	1218
91282CKX8	1,394,000.00	4.38	1,386,104.30	3.41	9,655.95	44,324.84	S&P-AA+	3.13
T-Note 4.25 6/30/2029		7/3/2024	620,751.95	102.61	641,333.01	0.37%	Moody's-Aaa	1218
91282CKX8	625,000.00	4.40	620,751.95	3.41	4,329.25	20,581.06	S&P-AA+	3.13
T-Note 4.25 6/30/2029		7/9/2024	860,470.31	102.61	882,474.22	0.51%	Moody's-Aaa	1218
91282CKX8	860,000.00	4.24	860,470.31	3.41	5,957.04	22,003.91	S&P-AA+	3.13
T-Note 4.375 11/30/2028		12/8/2023	1,796,435.16	102.57	1,830,949.81	1.06%	Moody's-Aaa	1006
91282CJN2	1,785,000.00	4.23	1,796,435.16	3.39	19,308.89	34,514.65	None	2.6
T-Note 4.375 11/30/2028		12/18/2023	1,009,219.92	102.57	1,015,484.77	0.6%	Moody's-Aaa	1006
91282CJN2	990,000.00	3.94	1,009,219.92	3.39	10,709.13	6,264.85	None	2.6
T-Note 4.375 12/31/2029		1/7/2025	2,264,945.70	103.30	2,344,839.06	1.34%	Moody's-Aaa	1402
91282CMD0	2,270,000.00	4.43	2,264,945.70	3.45	16,186.29	79,893.36	S&P-AA+	3.56
T-Note 4.375 8/31/2028		9/13/2023	708,474.61	102.36	726,779.30	0.42%	None	915
91282CHX2	710,000.00	4.42	708,474.61	3.38	0.00	18,304.69	None	2.4
T-Note 4.5 5/31/2029		6/6/2024	670,636.91	103.33	687,158.01	0.4%	Moody's-Aaa	1188
91282CKT7	665,000.00	4.31	670,636.91	3.41	7,399.04	16,521.10	S&P-AA+	3.03
T-Note 4.625 4/30/2029		5/3/2024	1,037,708.79	103.63	1,072,599.61	0.61%	Moody's-Aaa	1157
91282CKP5	1,035,000.00	4.57	1,037,708.79	3.40	15,868.09	34,890.82	S&P-AA+	2.95
T-Note 4.625 9/30/2028		10/10/2023	1,993,515.63	103.05	2,061,093.76	1.18%	None	945
91282CJA0	2,000,000.00	4.70	1,993,515.63	3.38	38,372.25	67,578.13	Moody's-Aaa	2.42
T-Note 4.875 10/31/2028		11/2/2023	960,968.75	103.76	990,924.42	0.57%	Moody's-Aaa	976
91282CJF9	955,000.00	4.73	960,968.75	3.39	15,433.01	29,955.67	None	2.5



**City of Paso Robles
Portfolio Holdings by Main Fund
Report Group | Investment Policy Compliance**

Date: 2/28/2026

Description	Face Amount / Shares	Settlement Date	Cost Value	Market Price	Market Value	% Portfolio	Credit Rating	Days To Call/Maturity
CUSIP		YTM @ Cost	Book Value	YTM @ Market	Accrued Interest	Unre. Gain/Loss	Credit Rating	Duration To Maturity
T-Note 4.875 10/31/2028		1/4/2024	1,421,910.16	103.76	1,421,535.55	0.84%	Moodys-Aaa	976
91282CJF9	1,370,000.00	4.00	1,421,910.16	3.39	22,139.50	-374.61	None	2.5
T-Note 6.125 11/15/2027		1/30/2023	1,248,925.78	104.47	1,175,317.38	0.74%	Moodys-Aaa	625
912810FB9	1,125,000.00	3.60	1,248,925.78	3.41	19,986.62	-73,608.40	None	1.63
			91,937,913.51		94,291,597.61	54.24%		978
Sub Total US Treasury	93,709,000.00	3.94	91,937,913.51	3.44	667,561.44	2,353,684.10		2.53
			169,589,867.63		172,712,329.67	100.00%		722
TOTAL PORTFOLIO	171,936,873.92	4.05	169,604,157.14	3.67	1,371,193.64	3,108,172.53		1.88